

REQUEST FOR QUOTE

ALUFLEX PROFILES

date (_ / _ / _)

company _____ city _____ state _____ zip _____
contact _____ phone _____ fax _____
address _____ email _____

application: machine make _____ quantity _____
model / part # _____ serial number _____
 new design existing cover single cover set of covers (left / right)
denote units (inches / mm) /

ALUTEC 3.0



ALUTEC GL 3.0



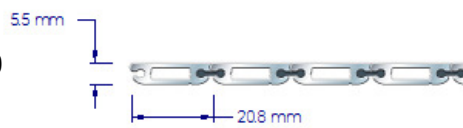
ALUTEC 5.5



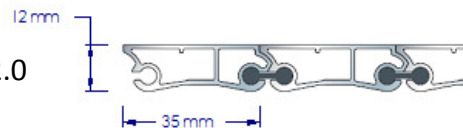
ALUTEC GL50



ALUTEC GLK20



ALUTEC GLK12.0

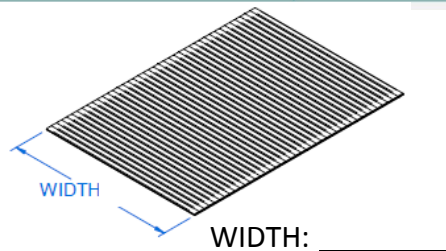
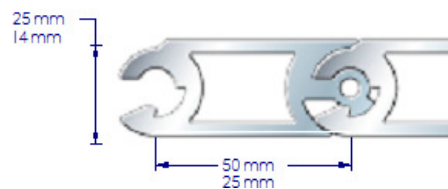


ALUTEC LS7.5



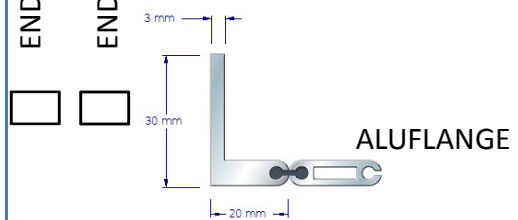
ALUTEC LS25

ALUTEC LS14



END ONE

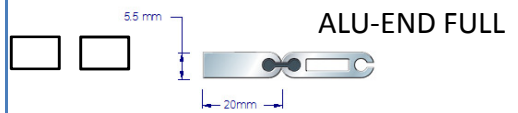
END TWO



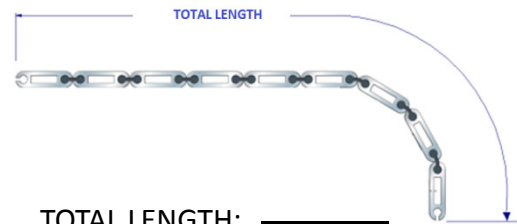
ALUFLANGE



ALU-END HOLLOW



ALU-END FULL



IMPORTANT NOTE: EXTENDED LENGTH MAY VARY BETWEEN 20.5-50MM DEPENDING ON MATERIAL